


Academic Assessment Committee
March, 2015

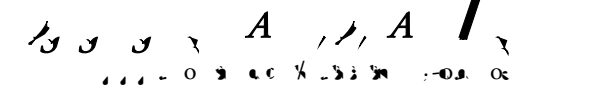
Jordan Knicely
Institutional Research Office





13 3 3 2 A 1, A 2
111-0 2 20 X 232 1-02. 02



- 315 (31%) seniors participated
 - 71% female, 29% male—similar to comparison groups
 - 72% female (Catholic 4-yr) and 70% female (Private 4-yr)
 - 89% identified themselves as white
 - 82% white (Catholic 4-yr) and 81% white (Private 4-yr)
 - 62% identified themselves as Roman Catholic
 - 50% (Catholic 4-yr) and 27% (Private 4-y)




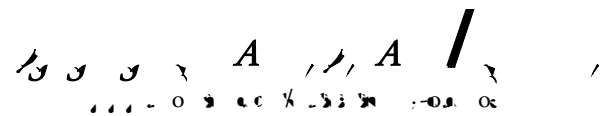

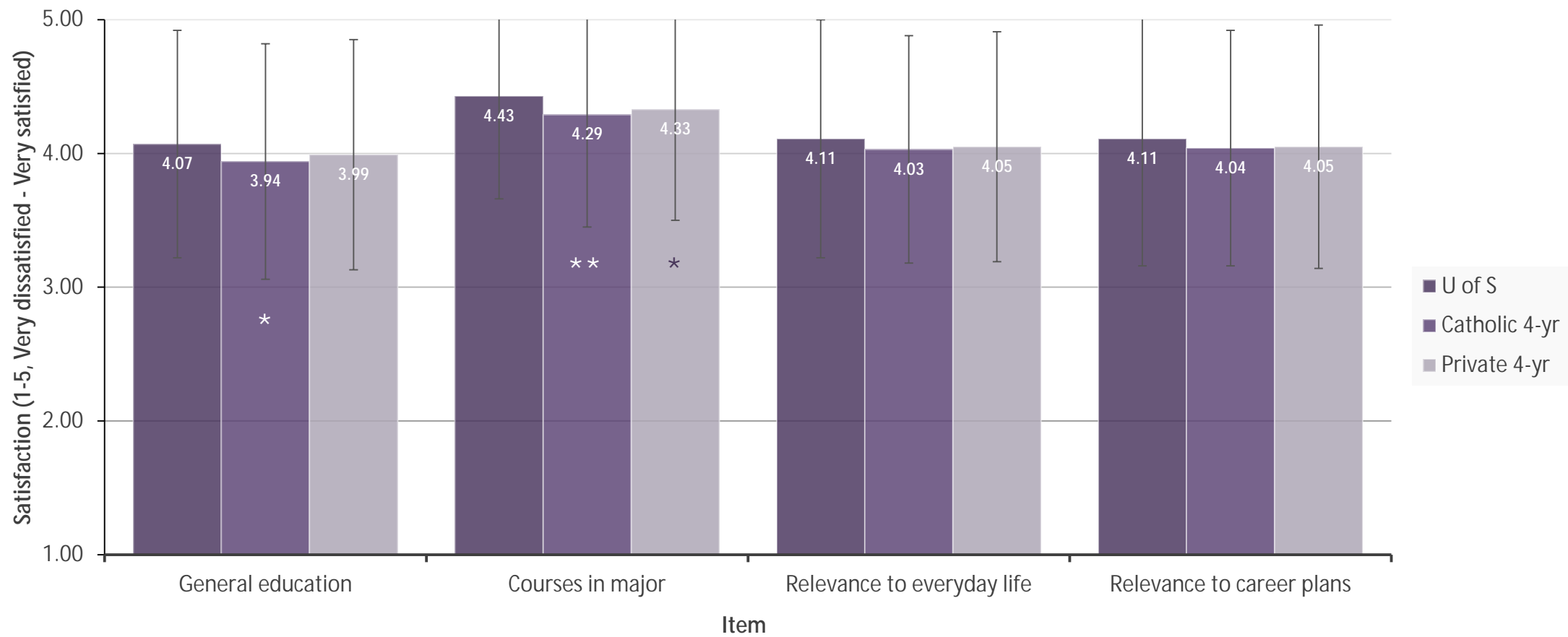



13 3 3 2 A 1, A / 2
111 - 0 2 00 X 233 2 1-02. 02





3 3 3 3 A 3 A 3





13 3 3 3 A 1 A 3
111-0 2 2 2 2 2 2





Skills and abilities	U of Scranton	Catholic 4-yr	Private 4-yr
Knowledge of a particular field or discipline	92%	91%	91%
Ability to work as part of a team	92%	90%	89%
Problem-solving skills	87%	86%	87%
General knowledge	85%	83%	84%
Critical thinking skills	85%	84%	85%
Interpersonal skills	79%	77%	77%
Ability to manage your time effectively	76%	74%	72%
Preparedness for graduate or advanced education	74%	67%**	67%**
Preparedness for employment after college	69%	71%	71%
Knowledge of people from different races/cultures	56%	55%	55%
Ability to conduct research	56%	62%**	65%***
Understanding of the problems facing your community	54%	56%	56%
Understanding of national issues	38%	42%	42%
Understanding of global issues	35%	39%	39%
Foreign language ability	24%	29%***	30%***

Note: significance, * < .05; ** < .01; *** < .001

THE UNIVERSITY OF SCRANTON



